

Burnett County

4-H Bugle

May 2013

A Note from the Agent - Dani

Do you ever wish that you had a remote control for your life like in the movie *Click*? Today, with all of the activities, events, schedules and responsibilities we have...I know that I would sometimes like to push STOP, or PAUSE or even SLOW DOWN!

In my time working with youth and their families, I can feel the stress that comes from being pulled in multiple directions. There are endless opportunities for youth! Sports, music, homework, church, friends and family...the pressures that youth face today are unparalleled.

And now, summer is at our doorstep – summer vacation. Do you know what vacation means? A vacation is a period of time that is devoted to rest, travel or recreation. Is that true of your summer plans? Or are you trying to see what else you can fit in and how to manipulate your schedules so that you don't miss out on anything. Do you find yourself just as busy as you are during the school year? Or...even busier?

As the 4-H educator, of course I hope that 4-H fits into your summer schedules. One of the great things about 4-H is that it helps kids discover their passions, their talents, skills, hobbies and interests. This is primarily done through the projects 4-H members participate in. The leadership skills learned in 4-H can be used your entire life. 4-H members help schedule events and activities, prioritize club business, and concentrate their efforts on the projects selected. These are great lessons that we all can apply at any age, especially as we are bombarded with tasks and activities that can fill up our calendar.

This summer, as 4-H members are working on their projects for the fair, take that opportunity to teach your children about priorities and decision making. Not only will this help them focus on their project work, but it will help them focus on what is important to them to make future decision making much easier.



In this Issue...

Calendar	2
4-H News	3
Animal Sciences	4
Arts & Communication	5
Family, Home & Health	7
Mechanical Sciences	9
Natural Resources	10
Plant & Soil Sciences	11
Service Learning & Citizenship .	12
Youth Leadership	13
Club News	14
Leaders' Association	16
Experiential Learning	17
2013 Project Day	19





4-H Calendar



May 2013

Sun	Mon	Tue	Wed	Thu	Fri	Sat
			1 Arts Camp Staff Applications Due	2	3	4
5	6	7	8	9	10 ← Camp Counselor Training →	11
12	13	14	15 4-H Afterschool State Livestock Show Camp Registration Deadline	16 Youth Conf. Orientation: 6pm, Gov't Center Leaders' Association & Junior Leaders' Meetings 7pm	17	18
19	20 County Cloverbud Meeting: 6-7pm Gov't Center	21 Food & Clothing Revue 6pm Siren School FACE Room	22	23	24	25
26	27 UWEX CLOSED	28	29	30	31	

June 2013

Sun	Mon	Tue	Wed	Thu	Fri	Sat
						1 State Fair Activity Station Applications Due
2	3	4	5	6	7 Burnett Dairy Day: Burnett Dairy Co-op, Alpha	8 State Fair Demonstration Applications Due
9	10 WI 4-H Foundation Northern Golf Classic, River Falls Kilkarney Hill Golf Club, 11:30am Leaders & Jr Leaders Meetings: 7pm, Gov't Center	11	12	13	14	15
16	17 County Cloverbud Meeting: 6-7pm TBD Cloverbud Family Camp Registrations Due to UWEX Office	18	19	20	21 ← Cloverbud Family Camp →	22
23	24 ← Wisconsin State 4-H & Youth Conference: UW Madison →	25	26	27	28	29
30	Rocket Launch: TBD Super Saturday: TBD	Citizenship Washington Focus Trip to Wash, DC: TBD Camp Staff Meeting/Training: TBD				



4-H News

DATES TO REMEMBER

May

10-11 - Mandatory 4-H summer camp counselor training (Trego)

June

1 - State Fair Activity Station applications deadline.

8 - State Fair Demonstration applications deadline.

26 - State Fair final registration deadline for mini-performances, music & drama groups, activity stations, demonstrations, and clothing revue.

July

8 - 4-H summer camp camper registration deadline

23-26 - 4-H summer camp (Lake 26)

24 - State Fair project exhibit registrations deadline.

August

1-3 - Central Burnett County Fair (Webster)

1-11 - Wisconsin State Fair

22-25 - Burnett County Fair (Grantsburg)



Butter up the ones you love with “Fair Deals,” on sale NOW! Unbelievable savings include half-price Fair admission and SpinCity Ride and Game tickets, discounted Cream Puffs, as well as several other great deals and ticket packages.

New this year, \$5 Fair Admission is available all **Wisconsin Bank Mutual Bank Offices**, as well as participating Wisconsin **Sentry Foods, Festival Foods** and **Trig’s** stores. \$5 Fair Tickets are also available at **WiStateFair.com** (service fee applies) and the **Fair Ticket Office**. **“PreFair” for your visit to the Wisconsin State Fair with these great discounts:**

- ★ **\$5 Fair Tickets** - A 50% Savings!
- ★ **\$25 SpinCity 50 Ticket Sheets** - 50 Tickets for \$25
- ★ **\$15 “Fair Play” 3-Day Passes** - 3 Fair Tickets + \$10 in FKCReward Play
- ★ **\$12 Fast Track Bargain Bundles** - 2 Fair Tickets + 1 Fair Deals Bargain Book
- ★ **\$15 Cream Puff 6-Pack Certificates** - Cream Puff 6-Packs for \$15
- ★ **\$17 Hog Wild Fair Deal** - 1 Harley-Davidson Museum™ Ticket + 1 Fair Ticket
- ★ **\$15 Brewers Fair Fridays** - 1 Brewers Terrace Reserved Ticket + 1 Fair Ticket



Animal Sciences



DATES TO REMEMBER

June

- 1 - Rabbit Open and Youth Fun Show (this page)
- 8 - Statewide Gymkhana through Horsemanship Clinic (Seymour, WI). 920-264-7932.
- 9-10 - Badger Dairy Camp. <http://www.uwex.edu/ces/dairyouth/camp.php>.
- 15-16 - 2013 Wisconsin Livestock Show Camp (this page)
- 21 - 2013 Area Animal Science Day. Chippewa County. 715-339-2555.
- 24 - Advanced Barrel Racing and Pole Bending Clinic. For questions contact Tammy Belisle at 715-222-5711 or tbelisle@amfam.com.

2013 WISCONSIN LIVESTOCK SHOW CAMP

Junior livestock exhibitors and their families interested in gaining knowledge of the livestock industry, expanding project management skills, and learning new fitting and showing techniques, should consider adding the 15th Wisconsin Junior Livestock Show Camp to your calendar of summer events! This year's camp is scheduled for June 15-16th and will be held at Wisconsin State Fair Park. The camp is sponsored by the Wisconsin Livestock Breeders Association (WLBA) and the Blue Ribbon Sale of Champions Foundation. This year's camp presenters will be Lori Shroyer from Shroyer Club Lambs, DeGraff, OH for sheep, Troy Polyock & Erika Boehmer, Zenda, WI for beef, and Devan Brugger, of Brugger Family Show Pigs, Monroe, WI,

for swine.

The Wisconsin Junior Livestock Show Camp is also open to out of state participants, and parents are welcome to participate and accompany their child. Discounted rates are available for multi-family registrations. Additional camp information and the registration application can be found on the WLBA website at www.wisconsinlivestockbreeders.com or by contacting Executive Director Jill Alf at 608/868-2505 or alf-hamp@centurytel.net. Deadline for registration is May 15th; late registrations may be accepted if room is available.



JUNE DAIRY MONTH

marketing materials are available for each club at the UWEX office.



RABBIT OPEN AND YOUTH FUN SHOW

Date: Saturday, June 1, 2013

Location: Ritchie Pavilion, Turtle Lake, WI Village Park

Registration: 8am

Show Start: 10am

Entry Fee: \$1.00/rabbit



Awards for Best in Show, Reserve in Show, Best of Breed, Best Opposite of Breed, Best Costume, Rabbit Games, and

Showmanship.

Ribbons for first, second, & third place

Food, beverages & snacks available

Hosted by Country Kids 4-H Club.

Contact: Lynn Kettenacker at 715-986-2505 or jnb-beach@yahoo.com



Arts & Communication



DATES TO REMEMBER

MAY

- 11** - Crex Photo Club at Crex Meadows Wildlife Area
- 27** - Registration deadline for Wisconsin 4-H Foundation 6th Annual Northern Golf Classic (*this page*)

June

- 8** - Crex Photo Club at Crex Meadows Wildlife Area
- 10** - Wisconsin 4-H Foundation 6th Annual Northern Golf Classic. Kilkarney Hill Golf Club, River Falls, WI. 11:30am.

Wisconsin 4-H Foundation

6th Annual Northern

Golf Classic

MONDAY, JUNE 10, 2013

Kilkarney Hill Golf Club
River Falls

Support the Efforts of our Youth

by participating in the 2013 Northern Golf Classic by:

- Registering to golf as an individual and play in any foursome for \$80.
- Registering as a foursome for \$320.
 - Player 1: _____
 - Player 2: _____
 - Player 3: _____
 - Player 4: _____
- Consider becoming a sponsor with naming rights; please call for details.
- Become a Tournament Sponsor*
 - Head Sponsor** includes signage, print publicity, and a foursome, \$2,000.
 - Heart Sponsor** includes signage, print publicity and a foursome, \$1,000.
 - Hands Sponsor** at both events includes signage, publicity and recognition, \$500.
 - Sponsor a Hole** - at both tournaments for \$550.

- Donate a silent auction or door prize item.
 - List: _____
 - _____ Approx. Value \$ _____
- Contact Name: _____
- Company (Sponsor Name): _____
- Address: _____
- _____
- Phone: _____
- Email: _____

SCHEDULE OF EVENTS

- 11:30 a.m. - Registration, Lunch & Putting Contest
- 1:00 p.m. - Shotgun Start
- 5:30 p.m. - Buffet Dinner

Golf Registration includes:

- 18-Hole Greens Fees
- Golf Cart
- Prizes
- Goody Bag
- Lunch & Dinner
- Contests

QUESTIONS?

Contact Sharon Seibel, (612) 309-1794 or sharon@jsmachine.com

This annual charity golf tournament creates resources that help Wisconsin 4-H create cutting edge, relevant programs for young people to learn real-world skills that prepare them for the challenges of today and tomorrow.

Why is a golf tournament listed under Arts & Communication? Good question. Sports and recreation, except for hunting, fishing, and shooting sports, are part of Arts & Communication in the 2013 4-H Project Guide!

RSVP by May 27

Please mail check and registration form(s) payable to:
Wisconsin 4-H Foundation
The Pyle Center
702 Langdon Street
Madison, WI 53706 - 1420



Arts & Communication



4-H ARTS CAMP

The statewide 4-H Arts Camp for 6th, 7th, and 8th graders is scheduled for October 5-6, 2013 at Camp Upham Woods, Wisconsin Dells.

Youth will get together to explore and participate in the exciting world of the arts: theatre and drama, photography, communication, music, visual art, juggling and MORE! Campers will learn plenty of creative ideas to bring home for their club. Up to six youth from each county may apply. More will be accepted if space is available.

Camp is \$75.00 for campers (\$55.00 for adult chaperones) which includes a camp T-shirt. Fill out the application and other required forms (Health form, Waiver form, Expectation form and Release form – these forms are required for both youth and adults) now and submit them to

the 4-H Youth Development Staff as soon as possible.

*...theatre and drama,
photography, communication,
music, visual art, juggling and
more!"*

The Camper application and other required forms (Health form, Waiver form, Expectation form and Release form – these forms are required for both youth and adults) are now available on the State 4-H website at <http://4h.uwex.edu/events/artscamp/>.

Acceptance letters will be mailed to campers (copy to agents) mid September.

Join us for this exciting time with the arts!

By Christina Rencontre
4-H Communication Arts Specialist
E-mail: christina.rencontre@ces.uwex.edu





Family, Home & Health



2013 Food and Clothing Revue

Department 25 - Food Revue and Foods Action Exhibits

NOTE: To receive premiums, all foods participants must display a poster (photo, their recipe, judging sheet, etc.) at the fairs.

Class I - Foods Revue

Lot #1 Grades 3-5; Lot #2 Grades 6-8; Lot #3 Grades 9 and over

Display an appropriate table cover of serving dishes with one place setting and one serving of the prepared food. Food preservation members may show a container of the preserved food.

Members Grade 8 and under must display a menu for one meal or occasion including the food they have prepared. Members Grade 9 and older must display a menu for an entire day including the food they have prepared.

Judging is based on appropriate table setting, menu, quality of food prepared, appearance of member and table, oral presentation, and ability to answer questions.

Class J - Foods Action Exhibits

Lot #1 Grades 3-5; Lot #2 Grades 6-8; Lot #3 Grades 9 and over

Members present on food science experiments, consumer concerns, food safety, food preparation, etc.

DATES TO REMEMBER

MAY

21- Food and Clothing Revue (this page). 6pm, Siren School FACE Room.

Department 26 - Clothing Revue

NOTE: To receive premiums, all clothing participants must display their garments at the fairs. Garments entered in the Clothing Revue are not to be entered in other clothing exhibits at the fairs.

All garments will be modeled. Participants should select one garment/outfit to model in a fashion show and bring a

prepared written narration. Narrations should tell about you and the garment you are modeling.

Participants Grade 9 and over will be considered for the State Fair Clothing Revue.

Judging will be based on suitability to purpose, general appearance, fit, neatness and construction.

Class H - Fun With Clothing-Grades 3-5

Class I - Fun With Clothing-Grades 6-8

Class J - Fun With Clothing-Grades 9 and over

Lot #

- | | |
|------------------------------|-----------------------------------|
| 1. Skirt | 6. Shirt or blouse |
| 2. Slacks or pantsuit | 7. Vest |
| 3. Poncho, cape or coat | 8. Garment for another individual |
| 4. Dress, jumper or jumpsuit | 9. Shorts |
| 5. Sleepwear | |

Class K - Clothes and You-Grades 3-5

Class L - Clothes and You-Grades 6-8

Class M - Clothes and You-Grades 9 and over

Lot #

- | | |
|--------------------------------|--|
| 1. Blouse with skirt or jumper | 6. Garment for another individual |
| 2. Shirt and vest | 7. Shorts |
| 3. Pants outfit or jumpsuit | 8. Recycled garment |
| 4. Dress | 9. Purchased item - modeled with verbal explanation about purchase (decision making) |
| 5. Sleepwear | |

Class N - Clothing Unlimited-Grades 6-8

Lot #

- | | |
|---|--|
| 1. Sleepwear | 6. Pants outfit, not sportswear |
| 2. Beachwear | 7. Shorts |
| 3. Dress | 8. Recycled garment |
| 4. Sportswear-at least 2 pieces & not a dress | 9. Purchased item-modeled with verbal explanation about purchase (decision making) |
| 5. Skirt and blouse | |

Class O - Clothing Unlimited-Grades 9 and over

Lot #

- | | |
|--|---|
| 1. Sleepwear | 8. Suit |
| 2. Dress for general wear | 9. Skirt and blouse |
| 3. Dress for special occasion | 10. Garment for another individual |
| 4. Pants outfit, not sportswear | 11. Recycled garment |
| 5. Sportswear-at least 2 pieces & not a dress | 12. Purchased item-modeled with verbal explanation about purchase (decision making) |
| 6. Ensemble: suit w/blouse or dress w/jacket or coat | 13. Swimsuit and cover up |
| 7. Coat | 14. Shorts |





Family, Home & Health



Support for Parents of Tweens and Teens

As young teens begin to push the limits and test their boundaries, parents can feel overwhelmed and question their parenting ability. “Even though their children don’t require the same sort of hands-on attention that they did when they were small, parents of adolescents face different, but equally demanding, challenges than they did when their children were younger,” states Stephen Small, human development and family relations specialist with the UW-Extension and UW-Madison. In response to the need for online parenting opportunities for parents of preteens and teens, family scholars from the University of Wisconsin Cooperative Extension have developed a new website and program called Parenthetical (www.myparenthetical.com) that is aimed at parents of tweens and teens throughout the state.

“Parents feel like they should be experienced, and they may feel it’s a sign of weakness or lack of parenting ability if they seek help,” says Rebecca Mather, outreach specialist with UW-Extension. “However, parents benefit from sharing strategies and the opportunity to process their feelings and information.” Parenthetical

combines the functions of a blog, an informational website and a social network. Parents can share problems and ask questions and get the most current information about effective parenting and teens. The site is free and accessible twenty-four hours a day, seven days a week.

Parenthetical features weekly posts about parenting hot topics that are meant to start conversations among users on the site. “We want the site to include not just the latest research on parenting and teenagers, but also the collected lessons and wisdom of parents,” says Anne Clarkson, outreach specialist with UW-Extension. A team of family educators from UW-Madison/UW-Extension will facilitate the site.



Parents of pre-teens and teens need help with parenting, too! New University of Wisconsin Cooperative Extension website offers place for parents of teens to learn, share and connect



For more information on Parenthetical or to join the online parenting community, visit www.myparenthetical.com or contact [County Educator NAME].

Contact: Stephen Small, Becky Mather or Anne Clarkson, at myparenthetical@gmail.com or (608) 262-1115.





Mechanical Sciences

DATES TO REMEMBER

June

17, 18, 19 - Youth Tractor Safety Training (*this page*)

COMING SOON....

County-wide Lego Project Meetings will be held in the Government Center at 4:45pm-5:45pm on the 4th Thursday of every month starting on May 23.

The Lego project focuses on early engineering concepts as well as teamwork, problem solving, and innovation skills.

In the Lego Project, 4-Hers will complete guided constructions and free builds.

Everyone, including Cloverbuds, is welcome!

Youth Tractor Safety Training


A tractor and machinery certification program is being offered to Burnett, Sawyer and Washburn County youth on Monday June 17, Tuesday 18, and Thursday 20 at the Spooner Ag Research Station. Successful completion of this course will allow youth ages 12-16 to legally operate tractors or self-propelled implements owned by their immediate family on public roads. Completing the safety program will also allow youth age 14 or 15 to work on a farm other than one owned by their parents, and operate tractors and other machinery.

The course instructors include UW-Extension and Spooner Agriculture Research Station staff, High School Agriculture instructors from Spooner and

Shell Lake, and other invited guests. The hours of the course will be from 8:30 am to 4:30 pm. Students must be at least 12 years old to enroll in the program and attendance at all three days' training is required for certification.

Interested youth must pre-register prior to June 17 by contacting the UW-Extension Spooner Agriculture Agents Office at 715-635-

3506 or 1-800-528-1914, and provide their name, age, address, telephone number and social security number. A signed waiver form by the youth's parent or legal guardian is also required to participate in the training. Cost of the course is \$20.00.






DATES TO REMEMBER

MAY

- 11 - Birding Tour at Crex Meadows Wildlife Area
- 11 - Wildflower Walks at Crex Meadows Wildlife Area
- 11 - Crex Photo Club at Crex Meadows Wildlife Area
- 14 - Songbird Banding at Crex Meadows Wildlife Area
- 18-19 - Wildlife Experience Weekend at Crex Meadows Wildlife Area

June

- 1 - Wildflower Walks at Crex Meadows Wildlife Area
- 1-2 - Free Fishing Weekend (*this page*)
- 5 - Becoming an Outdoor Family/Camping at Crex Meadows Wildlife Area
- 8 - Crex Photo Club at Crex Meadows Wildlife Area
- 19 - Becoming an Outdoor Family/Trapping at Crex Meadows Wildlife Area
- 22 - Wildflower Walks at Crex Meadows Wildlife Area
- 24-28 - Youth Outdoors Skills Camp at Crex Meadows Wildlife Area
- 29 - "Frog Guy" at Forts Folle Avoine, 9am. (*this page*)



"Frog Guy" To Appear At Burnett County Lakes & Rivers Annual Meeting

Children experience amphibians during Randy Korb's popular, uniquely hands-on, emotionally engaging and highly educational frog programs.

Young participants hold, feed and listen to the calls of frogs, toads and salamanders—from tiny spring peepers to big bullfrogs. They also meet Blinky, a gray tree frog and



Frog Guy, Randy Korb, introducing kids to frogs

an accident survivor! Children have fun while learning animal concepts: habitats, hibernation, predator/prey, the life cycle, body structures, coloration, movement and more. **BCLRA Annual meeting is June 29, 2013, at Forts Folle Avoine Historical Park. Annual meeting at 8:30 a.m. and Frog Guy program at 9 a.m. Free.**





Plant & Soil Sciences



When: Tuesday July 9, 2013

Where: Waushara County Fairgrounds, 513 Fair Street, Wautoma, WI 54982

Registration: 9:30 – 10:00 am

Cost: \$10 collected at the event

Contest & Workshops: 10:00 am to 2:00 pm

Pre-Registration Deadline: June 21st

For more information: call UW-Extension at 920-787-0416

Walk-ins are welcome but pre-registration is preferred for accurate counts for materials and lunch.


Plant Science Day will increase and test your knowledge about plant science. You will also get a chance to meet other plant enthusiasts ages 8 and older.

In the morning, regular participants will:

- Identify fruits, nuts, vegetables, trees, shrubs, flowers, and houseplants.
- Judge and place classes of plants. (As done at local County Fairs.)
- Test your knowledge with a written horticulture test.

The study guide for these events is "Horticulture Contest Study Manual" 4-H 435 (2002) available from your 4-H Youth Development Agent. Visit <http://www.njha.org/> and <http://www.uwex.edu/ces/4h/onlinpro/plants/index.cfm> to learn more.

In the afternoon, the following workshop will be offered at 1pm:



Wisconsin's very own Photography Specialist Extraordinaire Wayne Brabender will share tips and techniques for plant and flower photography during this hands on workshop!

Other Entry Categories:

PHOTOGRAPHY:

- **Digital**- The digital is open to anyone age 12 – 22. Four categories – single unedited; single slightly edited; single heavily edited & sequence of 4 to 8 digital images that tell a visual story without the use of words.

- **35 mm**-The 35 mm is open to anyone age 8 – 22. The categories for that are single B & W; Single Color; Sequence of 4; Horticulture collection of B & W or color photos that tell a story without the use of words.



Additional Contest information can be found online at <http://www.njha.org/>

SPEAKING AND DEMONSTRATION: Youth ages 8 to 22 can enter this event focusing on any horticultural topic.

- Speeches or illustrated talks must be 7 – 10 minutes in length.
- Demonstration must not be over 15 minutes.

Location/Registration: Please visit the following link for a map -

http://www.wausharacofair.com/waushara_county_fair_008.htm

Register with your County 4-H Youth Development Agent before June 22th.

Please bring a clip board and a #2 pencil!!

Voices Of 4-H History



The 1914 Smith-Lever Act provided federal funding to the Extension Service in every state. To honor this milestone, the National 4-H History Preservation Team is leading an Oral History program to capture local success stories of Extension and 4-H.

The **Voices of 4-H History** project aims to increase public awareness of the Cooperative Extension Service and its 4-H Youth Development Program during the 2014 Smith-Lever Act's Centennial Year.



- Celebrates 100 years of Cooperative Extension
- Smith-Lever Centennial 1914-2014
- Youth interviewing alumni, volunteers and supporters to share their stories
- Audio or video recording/editing multi-media
- Share at film festivals and local events
- Preserving history
- Participation is fun
- Youth gain communication skills
- Alumni get re-connected to 4-H
- Intergenerational connections

A **goal** of the Voices of 4-H History project is to collect information that reflects personal and community-based 4-H history and illustrates the program's richly significant story.

Getting **different perspectives** on history in order to tell the entire story involves asking many different people to share their treasured memories. Voices of 4-H History will include members, staff, leaders and alumni.

Voices@4-HHistoryPreservation.com
<http://4-HHistoryPreservation.com/Voices>





Youth Leadership

4-H ARTS CAMP YOUTH STAFF



DATES TO REMEMBER

May

- 10-11** - Camp Counselor Training, Hayward, WI Government Center
- 16** - Youth Conference Orientation, 6pm, Government Center
- 16** - Junior Leaders' Meeting, 7pm **THURSDAY** this month, Government Center

Application and other required forms for 2013 4-H Arts Camp Youth Staff now available on the State 4-H website at <http://fyi.uwex.edu/4hartswisconsin/arts-camp/>

Do you have a passion for drama, visual art, music, photography or communications? Do you enjoy teaching younger youth? Come be part of the staff! We're looking for 9th through 12th graders (in the fall of 2013) to be part of the Arts Camp State Staff.

The purpose of Arts Camp:

- * To foster expression and participation in the arts with middle school age youth.
- * To allow youth leaders in the arts teaching opportunities to a specific audience.
- * To increase awareness of the arts and participation in the arts at the club level.

We are looking for youth to teach and participate in the following areas:

* TEACHING COUNSELORS:

Saturday & Sunday - teach with team members an introduction to a specific arts area in an hour-long session. This session will be taught six times to approximately 15 youth each time.

* ACTIVITIES COUNSELORS:

Saturday and Sunday - plan and organize free-time activities, along with a large-group activity for Saturday evening; lead a group of 15 campers to the different arts sessions.

Youth staff are required to plan with other arts camp staff members by mail, by phone, and to participate in on-site sessions, August 23-24 and Friday night, October 4 at Camp Upham Woods. Camp dates: Saturday, October 5 - Sunday, October 6.

There is a \$60.00 fee payable upon selection. Check with your county 4-H Agent for possible assistance with this fee. Additional assistance is available upon request. Your costs are minimal thanks to a grant from the 4-H Foundation.

Application deadline is June 17. Please note you must submit the other required forms (Health form, Waiver form, Expectation form and Release form) along with your application.

The application form and other required forms for 4-H Arts Camp can be obtained from the State 4-H website at <http://fyi.uwex.edu/4hartswisconsin/arts-camp/> or from your county Extension Office.



CLUB NEWS



The next
Cloverbud Meeting
will be at the Government
Center May 20 at
6-7pm.

The Wood
Creek 4H Club
held its meeting on
April 21st. Many of our
members helped make
the Aiden Foehser benefit
a success. We had a discussion
about State Fair dates and when
our club would like to attend with
our music selection. Mandy
and Patty Close gave
a demonstration

on origami and members got to make
their own whales and flowers. With the
business of May, we decided to combine
the May and June meetings. Our next
meeting is June 2, 2013 at
4:00 pm (hopefully at
Crooked Lake
Park).

On April 26th,
Orange 4-H Club had a
meeting. After the business
portion of the meeting was
adjourned, Julia Summer presented
a flute demonstration. After this
demonstration, the Officers of Fun
made wonderful peanut butter play
dough with the
help of

the present 4-Hers. Not only was it
food, but it was fun to play with. Many members looked
forward to volunteering and learning at Project day
the next day..

-Alec Gustafson



CLUB NEWS

Wood River Beavers Tie-dyeing Club T-shirts





Leaders' Association Meeting Minutes

April 8, 2013



President Phil Stiemann called the meeting to order at 7:00 pm. The pledges were recited.

Members present: Philip Stiemann, Sheryl Stiemann, Amy Kopecky, Dani Ganje, Brian Webster, Mat Wampfler, Sherill Summer, Julia Summer, Dave Close, Allie Webster, Will Ganje, Amy Thiex, Becky Strabel, Jessica Strabel, Kristi Pupak (from Crex Meadows), Don Strabel, Lucas Stiemann, Emily Stiemann.

Motion by Brian to approve Secretary's report. Second by Dave. Motion carried. Motion by Phil to approve Treasurer's report. Second by Brian. Motion carried.

Julia Summer and Lucas Stiemann attended the meeting to ask for funding for 80% of cost of Drama Company selection for the 2013 year. The policy states that the Leaders' Association will pay 80%.

Club reports:

Jolly Hs: none available

Orange: Had a meeting last month. They are helping Mason Getts with his playground fundraising activities held at Whitetail. Many members were in the Cultural Arts Contest.

Wood Creek: Many members were in the Cultural Arts Contest. They did a club craft and a club play. They will be volunteering at the benefit for Aiden.

Wood River Beavers: none available

Extension: Dani will be presenting at an Extension Conference in the Dells next week. Kristi Pupak told us about an outdoor skills club starting for grades 3-8. They will be having monthly meetings September through May from 5-6:30 pm. at Crex. It will promote life skills such as forestry, conservation, archery, camping, and outdoor survival. Parents are strongly encouraged to attend. There will be no cost for the program. Information will be in the Bugle. Becky S. made a motion to have the Leaders' Association partner with Crex to promote the outdoor skills club as a Natural Resources project. We also received handouts regarding summer events at Crex.

Old Business:

Summer intern: waiting for Polk Burnett grant information

Cultural Arts Contest: went well. Leaders liked the addition of having the plays and introductions /announcements in the auditorium. The judges' room was appreciated. No real issues. Noise problems seemed less this year.

New Business:

Project grants: Congratulations to the following grant winners:

Claire Erickson: Brooke Beecroft

Nancy Carlson: Isaiah Lindquist, Jalynn Nelson,

Bessy Peterson: Patty Close, Jordan Webster, Alexis Symond, Mayia Fuller

Home Show: Dani passed around a volunteer work schedule. There will be hands-on activities and general promotion.

Project Day is April 27th from 1-4:30 pm. Registrations are due April 19th by the close of business.

Plat book sales have been slow, but 100 more were just ordered.

Dairy Days will be extended this year to 2 days. More information to follow.

Benefit for Aiden: Becky S. amended last month's motion to state that the Leaders' Association will sponsor the Aiden bracelets with an initial investment up to \$218.00. Second by Phil. Motion carried. 600 bracelets have arrived. Call Missy Peterson to volunteer at the benefit.

Foods and Clothing Revue is scheduled for May 21st starting at 6:00 pm in the Siren FACE room.

Shooting Sports Certification---May 3-4 in Phillips. Brian will consider attending with possibly Mitch Coyour from Coyland Creek, and a representative from Crex.

Respectfully submitted,
Sheryl Stiemann, Leaders' Association Secretary

Letters to New 4-H Youth Development Volunteers

Experiential Learning



Letter 6

Dear Volunteer,

Research tells us that we remember only 20% of what we hear, 30% of what we see, and about 50% of what we see and hear. When we are actively involved in doing something and explain it out loud, that retention rate shoots up to 90%. (Dale, 1946)

The 4-H slogan is “learn by doing.” Your role as a volunteer involves guiding 4-H members through a thinking process that helps them understand what they learn from doing something. With your assistance, this knowledge can be applied to other facets of their lives and help develop their life skills.

What is Experiential Learning?

Everyone has a preferred learning style or way of learning. Some learn best by listening, some by reading or observing, and some by hands-on experiences. Regardless of one’s preferred learning style, experiential learning is an effective approach in helping 4-H members understand and apply new knowledge, attitudes, and skills. The experiential learning process is a five-step method that engages members in an activity, and then guides them to reflect and apply what they have learned. You, the volunteer leader, play a crucial role in guiding members through the five steps in the learning process.

The five steps in the Experiential Learning Process are:

1. Experience the activity: perform, do it.
2. Share the results, reactions, and observations publicly.
3. Process by discussing, analyzing, and reflecting.
4. Generalize to connect the experience to real-world examples.
5. Apply what was learned to a similar or different situation: practice.

When young people do and apply something they've learned, knowledge gives way to understanding.

INSIDE THIS LETTER

- What is Experiential Learning?
- Steps in the Experiential Learning Process
- Applying Experiential Learning

Steps in the Experiential Learning Process

Step 1 – Experience: Do It!

The first step in the process is experiencing. This involves 4-H members doing an activity with minimal guidance from an adult. They might be creating an exhibit, playing a game, working on a project, or assuming a leadership responsibility. Often volunteer leaders and teachers spend too much time on the experiencing step and not enough time on the other four steps.

Step 2 – Share: What Happened?

Step two begins the reflecting part of the learning process. The purpose of this step is to have members share their feelings, observations, and reactions to the learning activity just completed. Your role is that of a facilitator drawing information out of the participants.

You can ask them questions like, “What did you see happening?” or “What were you thinking and feeling during the activity?” or “What was new or different in this activity?” or even “Tell me what you did.”

Step 3 – Process: What’s Important?

In this step, try to focus the members’ attention on what was most important about the experience. Draw out the common theme(s) and patterns of behavior your members observed.

For this step you might ask questions such as “What did you learn about yourself by doing this activity?” or “How did the group decide to ___?” or “What problems came up as you were going through this activity?” or “Did you notice any patterns or actions in common among your group members?”

Step 4 – Generalize: So What?

With this step we move from reflection to application. What can we take from this learning activity and apply to other situations? Here, your challenge is to get your members to relate their observations to the outside world.

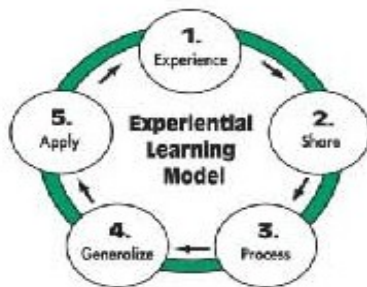
Good questions to ask for this step are: "What did you learn today that you could apply to other areas of your life?" or "How can you use what you've learned today at home or school?" or "In what other situations have you seen similar reactions or results?"

Step 5 – Apply: Now What?

The final step is really two steps in one. The first part is clarifying how members can use what they've learned in other situations; the second part pertains to the goals they make to use what they've learned.

The best way to be sure members understand and can use what they've learned is to have them tell you. Have them answer the questions, "How do you plan to use what you've learned today?" or "What have you learned that you will apply to other situations?"

You can strengthen the 4-H members' commitment by having them record their plans for what they have learned. Research tells us that learners are more likely to use what they've learned by making a "contract" to do so within a specific period of time. The contract can be oral, in which members say out loud what they will do and when. Or, you can have them write it down and share it with a partner, the group, or with you. If you want to make sure they follow through, collect their written plans and share a verbal or written reminder with them later.



Miller, J.W., & Jones, J.C. "Reference Guide to Textbooks and Manuals" © 1988 John Wiley & Sons, Inc. Reprinted with permission of John Wiley & Sons, Inc.

Applying Experiential Learning

With this process you can turn any experience, good or bad, into a learning experience. To make it work effectively, you will need to plan time for reflecting on the experience and prepare questions ahead of time. Listen carefully to the members as they respond to your questions so you can make adjustments and build on their learning. Remember, providing a hands-on learning experience does not create experiential learning—it's just the first step. The learning comes from the thoughts and ideas generated in sharing, processing, generalizing, and applying the experience.

"Tell me, and I will forget. Show me, and I may remember. Involve me, and I will understand."

–Confucius

It's a matter of using the group's resources to:

Do an exercise.

Reflect on the immediate feelings and observations derived from that exercise.

Apply what was learned, experienced, and observed to other settings.

A simple way to remember the experiential learning process is **DO – REFLECT – APPLY**.

Reference: *The How's and Why's of Experiential Learning*, Louisiana State University, <http://www.lsuagcenter.com/en/4H/adults/volunteers/resources/letters-to-new-leaders.htm>

ACTION STEPS

- Practice using the Experiential Learning Process by playing a cooperative game and then processing it as a group.
- Write questions related to the steps of the Experiential Learning Process on a note card and keep it with your 4-H materials. Pull it out after the members experience something and ask them the questions on the card.



An EEO/Affirmative Action employer, University of Wisconsin-Extension provides equal opportunities in employment and programming, including Title IX and Americans with Disabilities (ADA) requirements. © 2011 by the Board of Regents of the University of Wisconsin System. Developed by the Wisconsin 4-H Office, 431 Lowell Hall, 610 Langdon St., Madison, WI 53703. The 4-H name and emblem are federally protected under Title 18 US Code 707. Adapted by Sarah Wilcox, 4-H Youth Development Program Advisor and Sue Pleskac, 4-H Volunteer Leadership Specialist; UW-Extension 4-H Youth Development from Letters to Leaders by Oregon State University and the New Jersey 4-H Leader Training Series, Rutgers Cooperative Extension.

PROJECT DAY 2013

Of the thirty youth who completed evaluations of Project Day, 87% thought the event was fantastic! The remaining 13% said it was good. Small Animal Care and Minute to Win It tied for the most popular sessions, followed by Legos, then Canoeing, Camping, and Backpacking.

Participants had great ideas for future

sessions such as photography, tie dying, dance, science, and sports, in addition to keeping the sessions from this year.

Youth learned many things during Project Day, including how to cut a ferret's toenails, that it's complicated to set up a tent, how to make clovers out of cardboard, how to make bags out of old t-shirts, and that there are flowers you can eat.

Everybody said they would recommend Project Day to a friend and 87% said they wanted more than one Project Day per year! One person said "I liked it 100x more than I thought"! ☺



T-SHIRT UP-CYCLE



CANOEING, HIKING & BACKPACKING, OH MY!



**LEGO
CHALLENGE**



**SPRING
WILDFLOWERS**

**CARDBOARD
TUBE CRAFTS**

SMALL ANIMAL CARE & SAFETY



THE JUGGLING ACT





**MINUTE
TO
WIN
IT**

**NYLON
HOSE
FUN**



West Summit
Grady Camera Center

EROP...
E...
Marrison

BURNETT COUNTY 4-H



**HOOKED ON
CROCHETING**

**ORIGAMI
OBJECTS**





Cooperative Extension

Cooperative Extension Programs

US Dept. of Agriculture

University of Wisconsin - Extension

Burnett County Extension Office

7410 County Road K, #107

Siren, WI 54872

Official Business

Penalty for Private Use, \$300

Burnett County 4-H Bugle

Burnett County

Government Center

Phone: (715) 349-2151

Fax: (715) 349-2102

Email: danielle.miller@ces.uwex.edu

Website: www.burnett.uwex.edu/4h

Danielle Ganje, 4-H Youth and Family Development Educator

Mike Kornmann, Comm. Development Educator

Julie Yezek, Nutrition Education Program

Beth Greiff, Support Staff



Northern District Office

Phone: (715) 635-9190

Julie Keown-Bomar, District Director

Cathy Crandall, Support Staff

Spooner Agricultural Research Station

Phone: (800) 528-1914

Kevin Schoessow, Area Ag Agent

Richard (Otto) Wiegand, Area Ag Agent

An EEO/AA employer, University of Wisconsin-Extension provides equal opportunities in employment and programming, including Title IX and ADA requirements. Persons with disabilities who require alternative means for communication of program information should contact the UW-Extension office.

Burnett County 4-H Leaders Association Executive Committee

Phil Stiemann, President; Brian Webster, Vice President;

Sheryl Stiemann, Secretary; Charlene Strabel, Treasurer